

DELHI TRANSCO LIMITED
STATE LOAD DESPATCH CENTRE

Regd. Office : Delhi Transco Ltd., Shakti Sadan, Kotla Marg, New Delhi - 110002

Office of Dy. G. M. (SO)
33kV Sub-Station Building,
Minto Raod, New Delhi -02
Phone No:23221175

Fax No.23221012, 23221059

Dated 03.02.2012

No. F.DTL/207/20011-12/DGM(SO)/EAC/30

TO,

- 1 G. Manager (Commercial)NTPC, Noida (Fax No. : 95120-2410056)
- 2 G. Manager (BTPS), (Fax No. : 95120-2410056)
- 3 Managing Director (IPGCL)
- 4 Managing Director (PPCL)
- 5 CEO, BSES Rajdhani Power Ltd,BSEB Bhavan, N Delhi-19
- 6 CEO, BSES Yamuna Power Ltd, Shakti Kiran Bldg, N. Delhi-92
- 7 MD, NDPL, Kingsway Camp, N Delhi-09
- 8 Sh. Sunil Kakkar, AVP(PMG), BSES Yamuna Power Ltd, 2nd Floor,Shakti sadan Bldg.
Karkarduma, Delhi-110092
- 9 Sh. Sanjay Srivastav, AVP(PMG), BSES Rajdhani Power Ltd, 3rd Floor
Bldg. No.20, Nehru Place, New Delhi-110019
- 10 Director (Commercial), NDMC, Palika Kendra, N Delhi-01
- 11 G.E.(U),Electric Supply,Kotwali Road,Near Gopinath Bazar,Delhi Cantt., N.Delhi
- 12 SE (Commercial), NRPC
- 13 The Secretary, DERC

Sub.: Provisional Intra-State ABT based Energy Account for the month of January-12

Sir,

Please find herewith the Provisional Intra-State ABT based Energy Accounts for the month of January, 2012.
The energy accounts contain the following

- Annexure-1 Availability of generating stations within Delhi.
- Annexure-2 Plant availability factor monthly of BTPS & Bawana Generating station(PAFM) .
- Annexure-3 PLF based on scheduled generation of generating stations within Delhi
- Annexure-4 Monthly & Cumulative weighted average entitlement of Distribution licensees
- Annexure-5 Energy scheduled to beneficiaries from generating stations within Delhi
- Annexure-6 Details of Open Cycle operation of G.T.Stations in Delhi (PPCL ,Bawana & IPGCL)
- Annexure-7 Incentive energy booked to Distribution Licensees from generating stations within Delhi.
- Annexure-8 Details of Energy Transaction from Energy Exchanges.

CERC vide order dated 06.07.2011 has issued the provisional Tariff for BTPS for the period 01.04.2009 to 31.03.2014
Accordingly the required parameters to drive out the different charges for BTPS as per Tariff Regulation dated 19.01.2009
is enclosed as Annexure-02

As far as Inter Discom transfer of energy is concerned, the same would be issued on the basis of SEM data basis as decided in the meeting with stake holders held in SLDC on 24.12.2008.

The Accounts are posted in SLDC website also.

This is for your information and further necessary action please.

Encl: As above

Yours faithfully,

A handwritten signature in blue ink, appearing to read 'Venkatesh Reddy V', is written over a light blue horizontal line.

Dy. General Manager(System Operation)

Copy for kind information:

DGM(T) TO DIR (OPERATION)
G.M.(O&M),
G.M.(SLDC)
G.M.(DPPG.)
D.G.M.(SCA

DELHI TRANSCO LIMITED
State Load Despatch Centre
Provisional Energy Accounts for the month of Jan'12

A Details of Availability of Generating Station with in Delhi

Stations	Period	Monthly Availability in %	Cumulative Availability in %	
RPH	Apr'11	91.90	91.90	
	May'11	91.33	91.61	
	June'11	85.48	89.58	
	July'11	22.68	72.59	
	Aug'11	69.76	72.01	
	Sep'11	59.87	70.02	
	Oct'11	75.37	70.80	
	Nov'11	61.77	69.69	
	Dec'11	59.62	68.55	
	Jan'12	53.26	67.00	
	GT	Apr'11	79.66	79.66
		May'11	74.76	77.17
June'11		67.57	74.01	
July'11		73.56	73.89	
Aug'11		83.17	75.77	
Sep'11		71.15	75.02	
Oct'11		66.71	73.81	
Nov'11		77.13	74.22	
Dec'11		89.25	75.91	
Jan'12		84.62	76.80	
PPCL		Apr'11	77.73	77.73
		May'11	89.69	83.81
	June'11	86.65	84.75	
	July'11	93.28	86.92	
	Aug'11	94.94	88.54	
	Sep'11	94.68	89.55	
	Oct'11	93.65	90.14	
	Nov'11	93.06	90.50	
	Dec'11	94.75	90.98	
	Jan'12	98.33	91.73	

f/-


MANAGER(SO/EA)

DELHI TRANSCO LIMITED
State Load Despatch Centre
Provisional Energy Accounts for the month of Jan'12

B) Details of Plant Availability Factor of BTPS & Bawana Generating Station as per Regulation dated 19.01.09

Stations	Period	PAFM in %	PAFY in %
BTPS	Apr'11	91.65	91.65
	May'11	95.63	93.67
	June'11	99.67	95.65
	July'11	89.71	94.14
	Aug'11	94.93	94.3
	Sep'11	83.46	92.52
	Oct'11	63.32	88.29
	Nov'11	65.79	85.52
	Dec'11	72.05	84.01
	Jan'12	98.24	85.45
	Bawana	Dec'11	68.77
Jan'12		34.23	39.02

The PAFM & PAFY shall be calculated with the following formula as per Regulation 2009-14 dated 19.01.2009

$$\text{PAFM or PAFY} = \frac{10000 \times \sum_{i=1}^N \text{Dci} \times \{N \times \text{IC} \times (100 - \text{Aux})\}}{N} \%$$

- AUX = Normative Auxiliary Energy Consumption in %
Dci = Average Declared Capacity (in Ex-bus MW),
IC = Installed Capacity (in MW) of the Generating station
N = Number of days during the period i.e. month or the year as the case may be.
PAFM = Plant Availability factor Achieved during the month in %
PAFY = Plant Availability factor Achieved during the Year in %

* COD of unit 1 of BAWANA is on 27.12.2011, 00:00 hrs
IC of BAWANA GTunit #1 220.2 MW
AUX 1.00%

f/-




MANAGER(SO/EA)

DELHI TRANSCO LIMITED
State Load Despatch Centre
Provisional Energy Accounts for the month of Jan'12

C Details of PLF based on scheduled Generation of Generating Stations with in Delhi

Stations	Period	Monthly PLF in %	Cumulative PLF in %	
RPH	Apr'11	91.90	91.90	
	May'11	91.33	91.61	
	June'11	85.48	89.58	
	July'11	22.68	72.59	
	Aug'11	68.97	71.85	
	Sep'11	59.87	69.89	
	Oct'11	75.37	70.68	
	Nov'11	61.77	69.59	
	Dec'11	59.62	68.46	
	Jan'12	53.26	66.92	
	GT	Apr'11	47.22	47.22
		May'11	57.53	52.46
June'11		55.26	53.38	
July'11		49.43	52.38	
Aug'11		51.8	52.26	
Sep'11		43.56	50.84	
Oct'11		58.28	51.91	
Nov'11		62.84	53.26	
Dec'11		69.88	55.13	
Jan'12		56.52	55.27	
PPCL		Apr'11	66.53	66.53
		May'11	84.1	75.46
	June'11	77.07	75.99	
	July'11	88.68	79.21	
	Aug'11	89.56	81.31	
	Sep'11	91.33	82.95	
	Oct'11	93.01	84.41	
	Nov'11	92.58	85.41	
	Dec'11	93.21	86.29	
	Jan'12	93.92	87.07	

f/-



MANAGER(SO/EA)

DELHI TRANSCO LIMITED
State Load Despatch Centre
Provisional Energy Accounts for the month of Jan'12

D) Weighted Avg. Entitlement of Distribution Licensees based on DERC order on re-assignment of PPAs

Stations	Period	BRPL	BYPL	NDPL	NDMC	MES	IP	Jhajjar	
BTPS	Apr'11	33.370	22.340	21.880	15.320	7.090			
	May'11	33.370	22.340	21.880	15.320	7.090			
	June'11	33.370	22.340	21.880	15.320	7.090			
	July'11	33.370	22.340	21.880	15.320	7.090			
	Aug'11	33.370	22.340	21.880	15.320	7.090			
	Sep'11	33.370	22.340	21.880	15.320	7.090			
	Oct'11	33.370	22.340	21.880	15.320	7.090			
	Nov'11	33.370	22.340	21.880	15.320	7.090			
	Dec'11	33.370	22.340	21.880	15.320	7.090			
	Jan'12	33.370	22.340	21.880	15.320	7.090			
	RPH	Apr'11	42.660	28.080	28.160	0.260	0.000	0.84	0
		May'11	42.660	28.080	28.160	0.260	0.000	0.84	0
June'11		42.660	28.080	28.160	0.260	0.000	0.84	0	
July'11		42.660	28.080	28.160	0.260	0.000	0.84	0	
Aug'11		42.660	28.080	28.160	0.260	0.000	0.84	0	
Sep'11		42.660	28.080	28.160	0.260	0.000	0.84	0	
Oct'11		42.660	28.080	28.160	0.260	0.000	0.84	0	
Nov'11		42.660	28.080	28.160	0.260	0.000	0.84	0	
Dec'11		42.660	28.080	28.160	0.260	0.000	0.84	0	
Jan'12		42.660	28.080	28.160	0.260	0.000	0.84	0	
GT		Apr'11	42.990	28.460	28.280	0.270	0.000		
		May'11	42.990	28.460	28.280	0.270	0.000		
	June'11	42.990	28.460	28.280	0.270	0.000			
	July'11	42.990	28.460	28.280	0.270	0.000			
	Aug'11	42.990	28.460	28.280	0.270	0.000			
	Sep'11	42.990	28.460	28.280	0.270	0.000			
	Oct'11	42.990	28.460	28.280	0.270	0.000			
	Nov'11	42.990	28.460	28.280	0.270	0.000			
	Dec'11	42.990	28.460	28.280	0.270	0.000			
	Jan'12	42.990	28.460	28.280	0.270	0.000			
	PPCL	Apr'11	31.760	21.440	20.770	26.030	0.000		
		May'11	31.760	21.440	20.770	26.030	0.000		
June'11		31.760	21.440	20.770	26.030	0.000			
July'11		31.760	21.440	20.770	26.030	0.000			
Aug'11		31.760	21.440	20.770	26.030	0.000			
Sep'11		31.760	21.440	20.770	26.030	0.000			
Oct'11		31.760	21.440	20.770	26.030	0.000			
Nov'11		31.760	21.440	20.770	26.030	0.000			
Dec'11		31.760	21.440	20.770	26.030	0.000			
Jan'12		31.760	21.440	20.770	26.030	0.000			

f/-



MANAGER(SO/EA)

DELHI TRANSCO LIMITED
State Load Despatch Centre
Provisional Energy Accounts for the month of Jan'12

E) Weighted Avg. Entitlement of beneficiaries from Bawana CCGT based on meeting held on 11.10.11 at SLDC(Delhi) .

Stations	Period	BRPL	BYPL	NDPL	NDMC	MES	HYN	PUNJAB	MERCHANT
Bawana	Dec'11	26.530	16.580	17.770	7.300	1.820	10	10	10
	Jan'12	26.530	16.580	17.770	7.300	1.820	10	10	10

f/-



MANAGER(SO/EA)

DELHI TRANSCO LIMITED

State Load Despatch Centre

Provisional Energy Accounts for the month of Jan'12

F) Cumulative Weighted Avg. Entitlement of Distribution Licensees based on DERC order on re-assignment of PPAs

Stations	Period	BRPL	BYPL	NDPL	NDMC	MES	IP	Jhajjar	
BTPS	Apr'11	33.370	22.340	21.880	15.320	7.090			
	May'11	33.370	22.340	21.880	15.320	7.090			
	June'11	33.370	22.340	21.880	15.320	7.090			
	July'11	33.370	22.340	21.880	15.320	7.090			
	Aug'11	33.370	22.340	21.880	15.320	7.090			
	Sep'11	33.370	22.340	21.880	15.320	7.090			
	Oct'11	33.370	22.340	21.880	15.320	7.090			
	Nov'11	33.370	22.340	21.880	15.320	7.090			
	Dec'11	33.370	22.340	21.880	15.320	7.090			
	Jan'12	33.370	22.340	21.880	15.320	7.090			
	RPH	Apr'11	42.660	28.080	28.160	0.260	0.000	0.84	0
		May'11	42.660	28.080	28.160	0.260	0.000	0.84	0
June'11		42.660	28.080	28.160	0.260	0.000	0.84	0	
July'11		42.660	28.080	28.160	0.260	0.000	0.84	0	
Aug'11		42.660	28.080	28.160	0.260	0.000	0.84	0	
Sep'11		42.660	28.080	28.160	0.260	0.000	0.84	0	
Oct'11		42.660	28.080	28.160	0.260	0.000	0.84	0	
Nov'11		42.660	28.080	28.160	0.260	0.000	0.84	0	
Dec'11		42.660	28.080	28.160	0.260	0.000	0.84	0	
Jan'12		42.660	28.080	28.160	0.260	0.000	0.84	0	
GT		Apr'11	42.990	28.460	28.280	0.270	0.000		
		May'11	42.990	28.460	28.280	0.270	0.000		
	June'11	42.990	28.460	28.280	0.270	0.000			
	July'11	42.990	28.460	28.280	0.270	0.000			
	Aug'11	42.990	28.460	28.280	0.270	0.000			
	Sep'11	42.990	28.460	28.280	0.270	0.000			
	Oct'11	42.990	28.460	28.280	0.270	0.000			
	Nov'11	42.990	28.460	28.280	0.270	0.000			
	Dec'11	42.990	28.460	28.280	0.270	0.000			
	Jan'12	42.990	28.460	28.280	0.270	0.000			
	PPCL	Apr'11	31.760	21.440	20.770	26.030	0.000		
		May'11	31.760	21.440	20.770	26.030	0.000		
June'11		31.760	21.440	20.770	26.030	0.000			
July'11		31.760	21.440	20.770	26.030	0.000			
Aug'11		31.760	21.440	20.770	26.030	0.000			
Sep'11		31.760	21.440	20.770	26.030	0.000			
Oct'11		31.760	21.440	20.770	26.030	0.000			
Nov'11		31.760	21.440	20.770	26.030	0.000			
Dec'11		31.760	21.440	20.770	26.030	0.000			
Jan'12		31.760	21.440	20.770	26.030	0.000			

f/-


 MANAGER(SO/EA)

Annexure-4(Contd..)

DELHI TRANSCO LIMITED
State Load Despatch Centre
Provisional Energy Accounts for the month of Jan'12

G) Cum. Weighted Avg. Entitlement of beneficiaries from Bawana CCGT based on meeting held on 11.10.11 at SLDC(Delhi) .

Stations	Period	BRPL	BYPL	NDPL	NDMC	MES	HYN	PUNJAB	MERCHANT
Bawana	Dec'11	26.530	16.580	17.770	7.300	1.820	10	10	10
	Jan'12	26.530	16.580	17.770	7.300	1.820	10	10	10

f/-



MANAGER(SO/EA)

DELHI TRANSCO LIMITED
State Load Despatch Centre
Provisional Energy Accounts for the month of Jan'12


H) Details of Energy Scheduled to the Licensees (in Mus) from Generating Stations with in Delhi

Stations	Licensees	Scheduled Energy
BTPS	BRPL	135.794376
	BYPL	90.841000
	NDPL	89.037487
	NDMC	62.410909
	MES	28.851727
	Total	406.935500
RPH*	BRPL	20.074402
	BYPL	13.262735
	NDPL	13.263027
	NDMC	0.117085
	MES	0.000000
	IP	0.744000
	Jhajjar	0.000000
Total	47.461250	
GT(APM, PMT, RLNG)	BRPL	47.179053
	BYPL	31.207476
	NDPL	31.035674
	NDMC	0.322047
	MES	0.000000
Total	109.744250	
GT(S-RLNG)	BRPL	0.170025
	BYPL	0.112153
	NDPL	0.111847
	NDMC	0.001474
	MES	0.000000
Total	0.395500	
GT(LQ)	BRPL	0.000000
	BYPL	0.000000
	NDPL	0.000000
	NDMC	0.000000
	MES	0.000000
Total	0.000000	

*As per the Govt. of NCT of Delhi Order dated 20.05.11 w.e.f 01.04.11 onwards, the Auxiliary Power to the tune of 1 MW to IP is allocated from RPH at Ex-Bus.

As Such, The Auxiliary power to IP to the tune of 0.7440 Mus was allocated for the month.

f/-



MANAGER(SO/EA)


Annexure-5(contd..)

DELHI TRANSCO LIMITED
State Load Despatch Centre
Provisional Energy Accounts for the month of Jan'12

H) Details of Energy Scheduled to the Licensees (in Mus) from Generating Stations with in Delhi

Stations	Licensees	Scheduled Energy
PPCL(APM, PMT,RLNG)	BRPL	71.042594
	BYPL	47.941118
	NDPL	46.459530
	NDMC	58.242508
	MES	0.000000
	Total	223.685750
PPCL (S-RLNG)	BRPL	0.006352
	BYPL	0.004342
	NDPL	0.004154
	NDMC	0.005152
	MES	0.000000
	Total	0.020000
Bawana(APM, PMT,RLNG)	BRPL	16.376538
	BYPL	10.234256
	NDPL	10.969256
	NDMC	4.506357
	MES	1.123456
	PUNJAB	1.426500
	HARYANA	6.446825
	MERCHANT	0.000000
	Total	51.083188

f/-


MANAGER(SO/EA)

DELHI TRANSCO LIMITED
State Load Despatch Centre
Provisional Energy Accounts for the month of Jan'12

I) Details of Open Cycle Operation of GT stations (IPGCL & PPCL) in Delhi

Stations	Unit No.	Date	From(Hrs)	Date	Upto(Hrs)	
GTPS	1	02.01.12	6.25	02.01.12	7.12	
		05.01.12	11.45	05.01.12	12.37	
		07.01.12	7.55	07.01.12	8.32	
		09.01.12	7.55	09.01.12	8.25	
		10.01.12	6.41	10.01.12	7.25	
		11.01.12	6.55	11.01.12	7.28	
		12.01.12	9.25	12.01.12	10.25	
		20.01.12	7.40	20.01.12	10.30	
		24.01.12	14.15	24.01.12	16.55	
		2	05.01.12	11.04	05.01.12	12.37
	18.01.12		10.25	18.01.12	12.25	
	18.01.12		13.10	18.01.12	19.55	
	23.01.12		8.36	23.01.12	10.55	
	24.01.12		11.20	24.01.12	16.10	
	25.01.12		7.25	25.01.12	8.10	
	3		07.01.12	7.37	07.01.12	8.20
			18.01.12	10.02	18.01.12	12.00
			20.01.12	7.55	20.01.12	9.10
			21.01.12	8.10	21.01.12	8.40
		24.01.12	13.50	24.01.12	14.20	
		25.01.12	7.28	25.01.12	7.55	
		27.01.12	5.48	27.01.12	6.27	
	4	31.01.12	16.30	31.01.12	16.55	
		18.01.12	12.10	18.01.12	13.02	
	5	24.01.12	11.20	24.01.12	13.35	
		14.01.12	6.48	14.01.12	8.58	
	6	24.01.12	12.45	24.01.12	14.15	
		24.01.12	15.40	24.01.12	17.30	
		02.01.12	6.15	02.01.12	7.10	
	PPCL	1	06.01.12	7.46	06.01.12	8.25
			11.01.12	12.30	11.01.12	12.55
			12.01.12	8.00	12.01.12	8.35
			13.01.12	7.55	13.01.12	14.45
			14.01.12	6.40	14.01.12	8.58
			21.01.12	8.20	21.01.12	8.45
			23.01.12	8.45	23.01.12	9.35
			24.01.12	6.45	24.01.12	7.35
			24.01.12	12.25	24.01.12	14.15
			24.01.12	15.40	24.01.12	17.30
			25.01.12	11.40	25.01.12	12.10
			27.01.12	10.02	27.01.12	12.35
	2	05.01.12	7.00	05.01.12	12.33	
07.01.12		22.04	08.01.12	1.15		
22.01.12		19.53	22.01.12	21.45		
Bawana	1	05.01.12	8.04	05.01.12	12.06	
		07.01.12	22.04	08.01.12	0.43	
		22.01.12	19.53	22.01.12	21.06	
		01.01.12	0.00	31.01.12	24.00	

f/-


MANAGER(SO/EA)

DELHI TRANSCO LIMITED
State Load Despatch Centre
Provisional Energy Accounts for the month of Jan'12

J) Details of Cumulative & Monthly Energy Scheduled to Licensees from Generating Stations with in Delhi beyond Target PLF for Incentive, (in Mus) stipulated for Generating Stations

Stations	Licensees	Incentive Energy upto last month in Mus	Incentive Energy upto this month in Mus	Incentive Energy for the month in Mus
RPH	BRPL	-5.159367	-11.487346	-6.327979
	BYPL	-3.408938	-7.589966	-4.181028
	NDPL	-3.408760	-7.589615	-4.180855
	NDMC	-0.029839	-0.066483	-0.036643
	MES	0.000000	0.000000	0.000000
	IP	-0.148236	-0.337738	-0.189502
	Jhajjar	0.000000	0.000000	0.000000
	Total		-12.155140	-27.071148
GT	BRPL	-110.492253	-121.780468	-11.288215
	BYPL	-73.149532	-80.615502	-7.465970
	NDPL	-72.684832	-80.110529	-7.425697
	NDMC	-0.691883	-0.769770	-0.077887
	MES	0.000000	0.000000	0.000000
	Total		-257.018500	-283.276270
PPCL	BRPL	42.617553	53.156229	10.538676
	BYPL	28.772103	35.885265	7.113162
	NDPL	27.870484	34.762433	6.891949
	NDMC	34.926110	43.564553	8.638443
	MES	0.000000	0.000000	0.000000
	Total		134.186250	167.368480

(1) As per DERC order the Target PLF for GT is 70%

(2) As per DERC order the Target PLF for RPH is 70%

(3) The Target PLF for the IPGCL & PPCL are based on Tariff order for 2011-12 as per MYT norms notified by DERC.

As far as BTPS is concerned, the tariff regulations for 2009-14 would prevail.

The salient features are:

- 1) Normative Annual Plant Availability Factor = 82%
- 2) Auxilliary consumption = 9.50%
- 3) Capacity Charges (inclusive of incentive) shall be calculated with the following formula
 $AFC * (NDM/NDY) * (PAFM/NAPAF)$ (in Rupees)
 AFC = Annual Fixed cost
 NAPAF = Normative Annual Plant Availability Factor in %
 NDM = Number of days in Month
 NDY = Number of days in Year
 PAFM = Plant Availability factor Achieved during the month in %
 PAFY = Plant Availability factor Achieved during the Year in %
- 4) Gross Station Heat rate = 2825 Kcal/Kwh

f/-


MANAGER(SO/EA)

DELHI TRANSCO LIMITED
State Load Despatch Centre
Provisional Energy Accounts for the month of Jan'12

K) Details of Collective Transactions (in Mus) from Energy Exchange

Energy Exchange	Licensees	Purchase	Sale
IEX	BRPL	2.312030	-42.245010
	BYPL	0.000000	-11.224900
	NDPL	0.000000	-49.150460
	NDMC	0.000000	-31.047340
	MES	0.000000	0.000000
	Total		2.312030
PXI	BRPL	0.000000	-4.550090
	BYPL	0.000000	-1.363800
	NDPL	0.000000	-2.460720
	NDMC	0.000000	0.000000
	MES	0.000000	0.000000
	Total		0.000000

All figures are at Delhi Periphery

MANAGER(SO/EA)

| | | |